

Scaled data based on original data using  
LM-79-08 Approved Method: Electrical and Photometric Measurements of Solid-  
State Lighting Products

Test Report Prepared for  
Cooper Lighting Solutions  
(formerly Eaton)

Brand: McGRAW-EDISON

Report Number: P386815

Luminaire Tested: **GWC-SA2C-730-U-T2**

Issue Date: 3/3/2020

**Test Information**

Test Method: LM-79-08  
Report Number: P386815  
TEST IS SCALED FROM IESNA LM-79-08 TEST DATA (G2-1903-205-12)  
Test Lab: INNOVATION CENTER  
Issue Date: 3/3/2020  
Manufacturer: COOPER LIGHTING SOLUTIONS (FORMERLY EATON)  
Product Line: MCGRAW-EDISON  
Catalog Number: GWC-SA2C-730-U-T2  
Description: GALLEON WALL LUMINAIRE  
(2) 70 CRI, 3000K, 1050mA LIGHTSQUARES WITH 16 LEDS EACH AND TYPE II OPTICS  
Light Source: -  
Ballast/Driver: ELECTRONIC DRIVER

**Summary**

Lumens per Lamp: N/A  
Luminaire Lumens: 13192 lumens  
Efficiency: N/A  
Efficacy: 116.7 lumens/watt  
Luminous Opening: Rectangular (W 1' x L: 0.5' x H: 0')  
IES Classification: Type III - Medium  
BUG Rating: B2 - U0 - G3

Input Watts (W): 113  
Input Voltage (V): NR  
Input Current (A<sub>in</sub>): NR  
Voltage Rise (V): NR  
Power Factor: NR  
Total Harmonic Distortion (THDi): NR  
Frequency (hertz): 60  
Stabilization Time: NR  
Operation Time: NR  
Ambient Temperature (°C): NR  
Test Distance: 24 FT

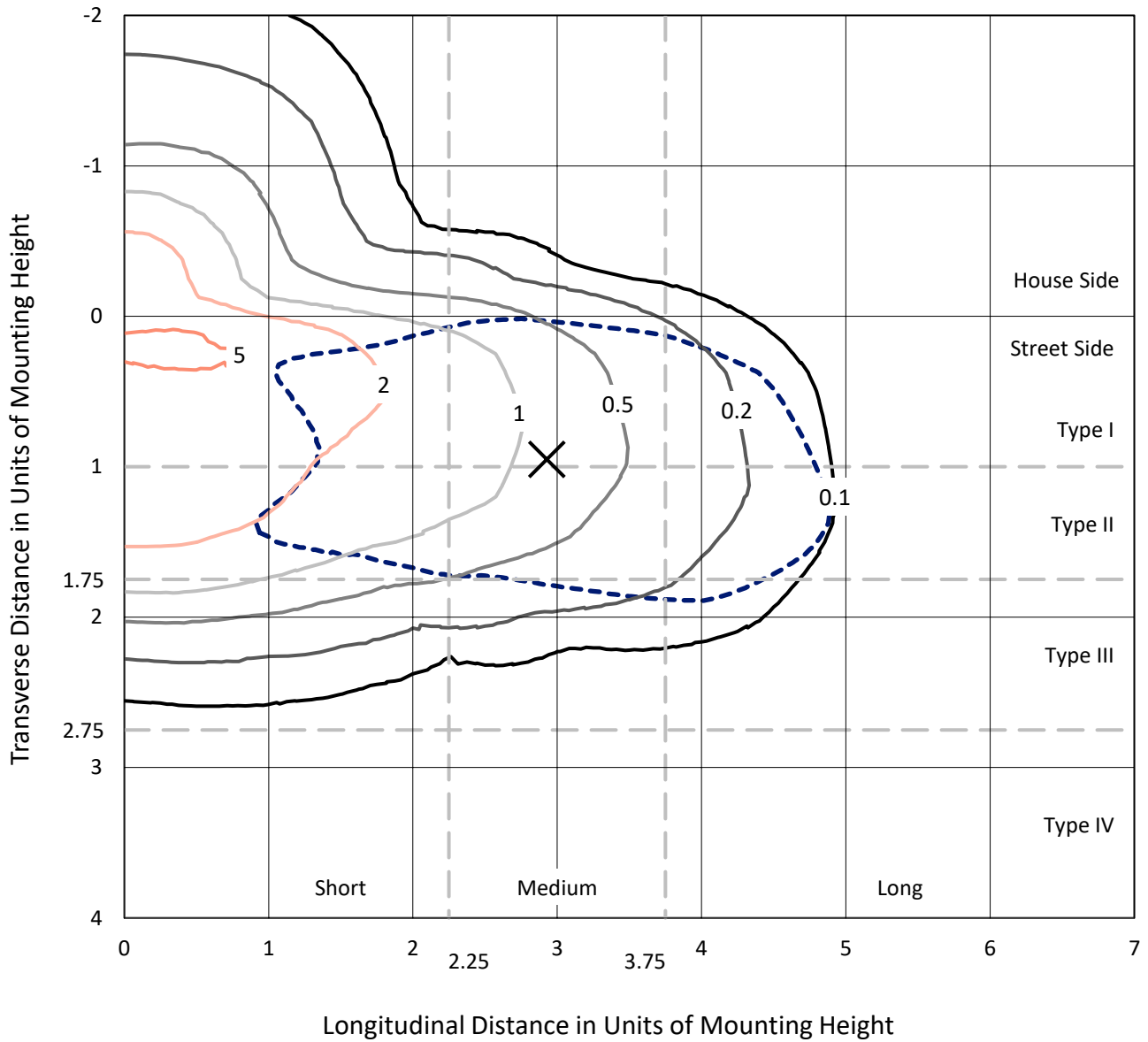




REPORT NUMBER: P386815  
 CATALOG NUMBER: GWC-SA2C-730-U-T2

### Iso-Footcandle Lines of Horizontal Illumination

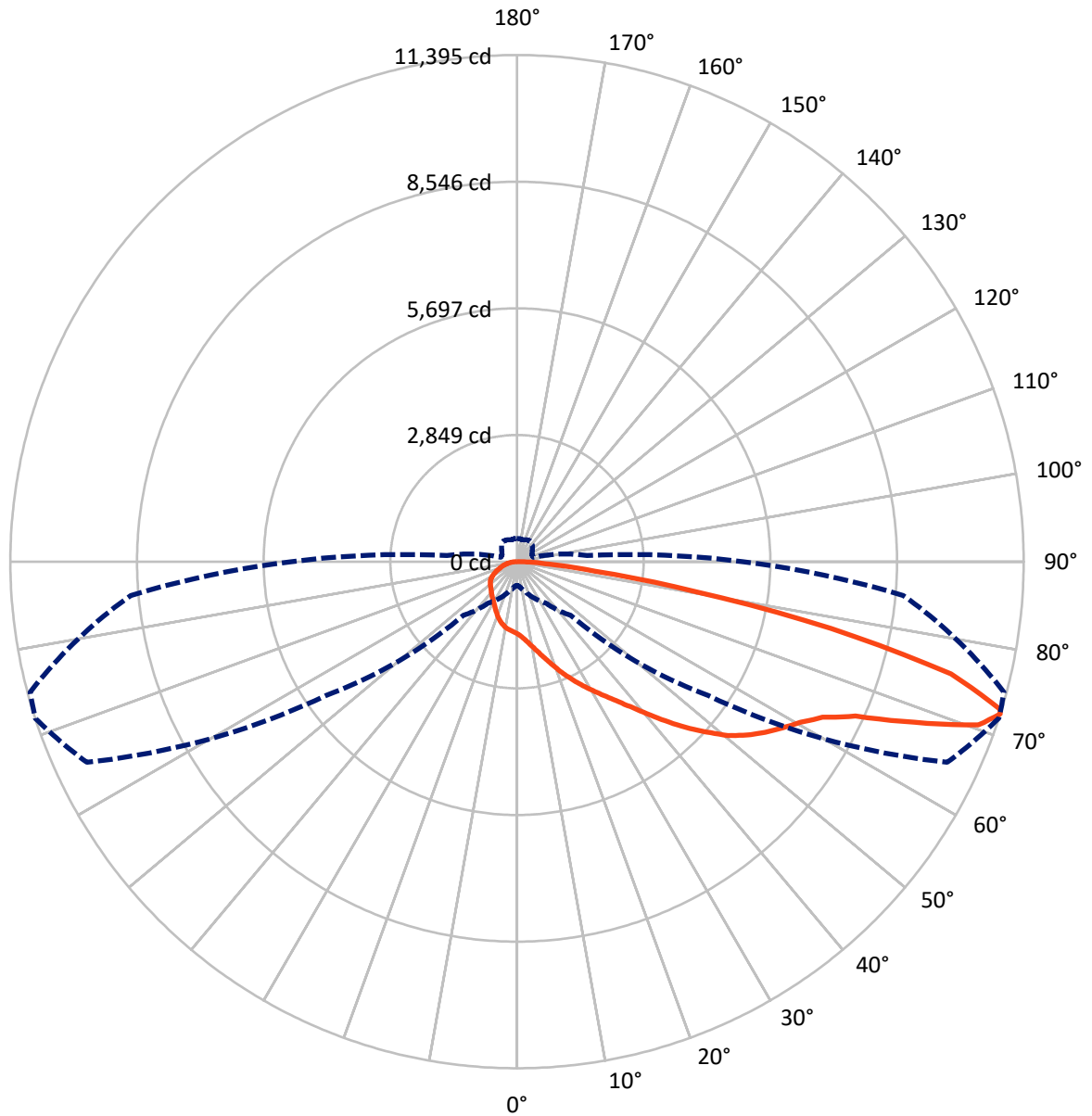
✕ Max cd  
 - - - 1/2 Max cd



Based on 20 foot mounting height. Maximum calculated value = 5.6 fc  
 Type III - Medium - N/A

REPORT NUMBER: P386815  
CATALOG NUMBER: GWC-SA2C-730-U-T2

### Luminous Intensity Polar Plot



— Vertical Plane Through 72-Deg Lateral    - - - Horizontal Cone Through 72-Deg Vertical

REPORT NUMBER: P386815

CATALOG NUMBER: GWC-SA2C-730-U-T2

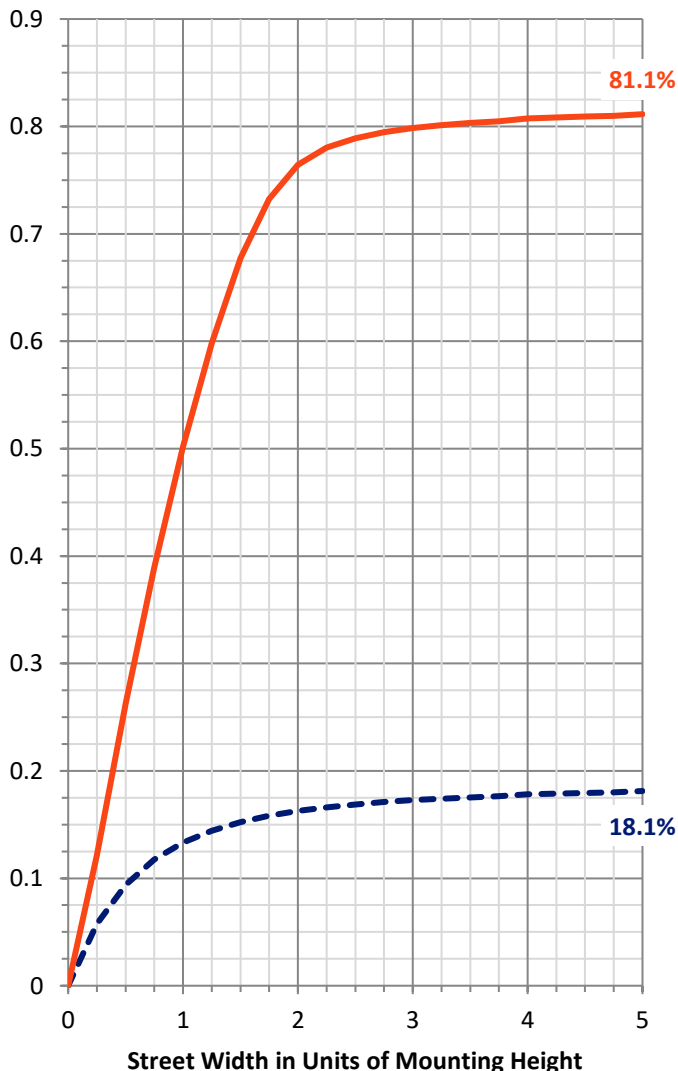
**FLUX DISTRIBUTION:**

		Downward	Upward	Total
<b>House Side</b>	Lumens	2447.2	0.0	2447.2
	% Fixture	18.6	0.0	18.6
<b>Street Side</b>	Lumens	10744.8	0.0	10744.8
	% Fixture	81.4	0.0	81.4
<b>Total</b>	Lumens	13192.0	0.0	13192.0
	% Fixture	100.0	0.0	100.0

**ZONAL LUMENS:**

Zone	Lumens	% Fixture
0°-10°	162.6	1.2
10°-20°	525.5	4.0
20°-30°	920.9	7.0
30°-40°	1365.4	10.4
40°-50°	1997.0	15.1
50°-60°	2747.8	20.8
60°-70°	3059.2	23.2
70°-80°	2072.9	15.7
80°-90°	340.7	2.6
90°-100°	0.0	0.0
100°-110°	0.0	0.0
110°-120°	0.0	0.0
120°-130°	0.0	0.0
130°-140°	0.0	0.0
140°-150°	0.0	0.0
150°-160°	0.0	0.0
160°-170°	0.0	0.0
170°-180°	0.0	0.0
0°-90°	13192.0	100.0
0°-180°	13192.0	100.0

**Coefficient of Utilization**



REPORT NUMBER: P386815

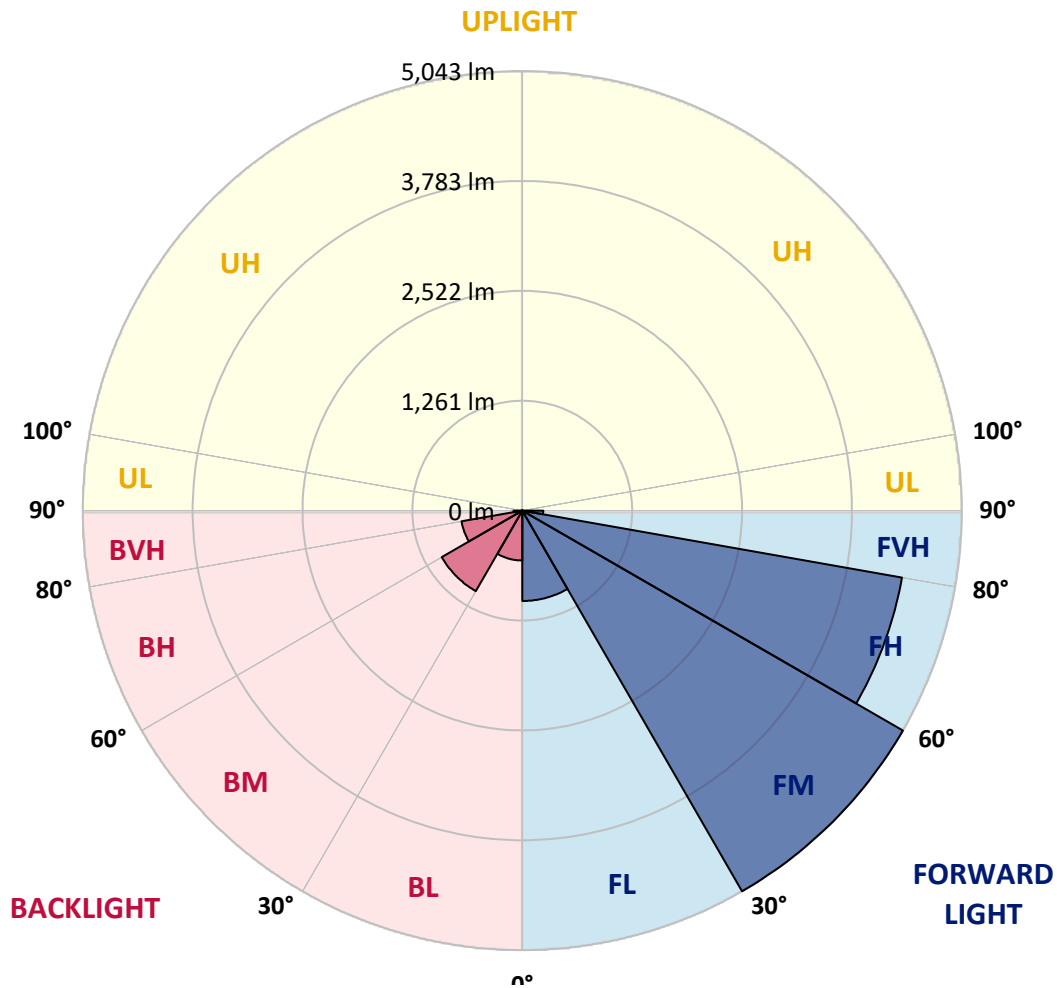
CATALOG NUMBER: GWC-SA2C-730-U-T2

**LUMINAIRE CLASSIFICATION SYSTEM LUMEN TABLE AND BUG RATING:**

Zone	Lumens	% Fixture	Zone Rating/Lumen Limit		
			B	U	G
FL (0°-30°)	1037.0	7.9			
FM (30°-60°)	5043.5	38.2			
FH (60°-80°)	4424.0	33.5			G2/5000
FVH (80°-90°)	240.3	1.8			G3/500
BL (0°-30°)	572.1	4.3	B2/1000		
BM (30°-60°)	1066.8	8.1	B2/2500		
BH (60°-80°)	708.0	5.4	B2/1000		G2/1000
BVH (80°-90°)	100.4	0.8			G2/225
UL (90°-100°)	0.0	0.0		U0/0	
UH (100°-180°)	0.0	0.0		U0/0	

**BUG Rating: B2-U0-G3**

Type III Medium





REPORT NUMBER: P386815

CATALOG NUMBER: GWC-SA2C-730-U-T2

**CANDELA DISTRIBUTION (FULL):**

	0°	5°	15°	25°	35°	45°	55°	65°	72°	75°	85°
0°	1623.0	1623.0	1623.0	1623.0	1623.0	1623.0	1623.0	1623.0	1623.0	1623.0	1623.0
2.5°	1792.8	1790.1	1780.6	1780.6	1762.4	1747.0	1717.9	1698.4	1675.2	1667.0	1639.8
5°	1966.4	1967.3	1955.5	1947.3	1920.5	1887.8	1838.3	1793.3	1748.3	1730.2	1674.3
7.5°	2112.2	2110.3	2107.2	2100.4	2075.4	2041.8	1975.0	1908.2	1841.9	1814.6	1718.3
10°	2205.7	2209.8	2212.5	2215.7	2205.3	2181.2	2118.1	2036.8	1950.0	1912.8	1771.0
12.5°	2253.0	2260.2	2273.0	2294.8	2312.0	2309.3	2263.4	2177.1	2074.0	2027.2	1836.9
15°	2280.7	2290.2	2310.2	2349.3	2397.9	2425.6	2413.3	2335.2	2220.3	2162.6	1917.3
17.5°	2297.9	2305.7	2336.6	2388.8	2461.0	2534.6	2566.8	2501.4	2385.6	2319.7	2009.5
20°	2309.8	2315.7	2354.3	2415.6	2509.2	2626.4	2716.3	2699.9	2567.8	2482.4	2105.8
22.5°	2336.1	2341.1	2377.9	2439.7	2543.2	2694.5	2860.3	2884.8	2759.9	2663.1	2208.9
25°	2409.7	2409.7	2440.6	2483.7	2580.9	2753.5	2982.0	3090.6	2956.1	2843.5	2304.3
27.5°	2550.0	2548.7	2560.0	2575.0	2648.6	2813.5	3090.6	3272.3	3159.6	3036.5	2397.0
30°	2716.3	2725.4	2726.7	2719.5	2754.0	2888.4	3191.0	3464.0	3364.5	3231.8	2491.9
32.5°	2930.2	2936.1	2929.3	2905.2	2900.3	2994.7	3289.5	3664.7	3586.1	3435.8	2578.7
35°	3201.9	3190.5	3169.2	3120.1	3073.3	3136.9	3402.2	3865.5	3835.1	3682.4	2698.1
37.5°	3493.0	3493.5	3467.1	3355.8	3291.3	3318.6	3557.5	4093.1	4136.2	3975.9	2851.2
40°	3726.5	3738.8	3755.1	3608.8	3525.3	3563.0	3755.1	4357.0	4492.3	4323.8	3050.6
42.5°	3889.6	3903.6	3950.0	3858.2	3771.5	3841.4	3987.7	4638.6	4892.0	4725.3	3284.1
45°	4062.2	4069.9	4102.6	4063.1	4007.7	4165.3	4249.8	4930.2	5314.9	5153.2	3545.3
47.5°	4243.9	4252.0	4285.7	4259.3	4230.2	4467.8	4523.2	5205.0	5720.1	5623.4	3824.2
50°	4468.3	4473.7	4505.5	4457.8	4466.9	4695.8	4767.6	5457.1	6144.8	6045.8	4104.0
52.5°	4774.4	4775.8	4819.8	4776.7	4734.0	4863.0	4977.9	5694.7	6477.8	6431.0	4383.8
55°	5014.2	5028.8	5173.2	5164.1	5139.6	5014.7	5153.7	5920.9	6774.8	6797.1	4680.8
57.5°	4861.2	4917.9	5210.5	5416.7	5617.4	5392.2	5391.2	6175.7	7051.0	7156.4	5007.4
60°	4257.5	4334.7	4765.8	5223.2	5851.4	6049.0	5884.5	6486.8	7329.9	7512.5	5416.7
62.5°	3040.6	3167.8	3751.9	4482.3	5530.7	6484.1	6888.4	6980.6	7709.2	7924.9	5948.6
65°	1537.1	1633.4	2123.1	3002.9	4418.7	6199.8	7979.4	8061.7	8368.3	8559.9	6767.6
67.5°	933.9	970.2	1209.2	1670.2	2709.0	4829.4	8335.6	9863.6	9643.7	9745.5	7935.4
70°	688.2	715.0	863.9	1109.2	1558.0	2833.9	7242.7	11149.5	11005.1	10993.7	8798.4
72°	536.0	555.5	687.2	896.2	1139.2	1700.2	5249.5	10674.8	11394.8	11337.6	8719.4
72.5°	508.3	525.5	645.5	843.5	1076.5	1541.2	4719.9	10354.6	11366.6	11340.7	8617.2
75°	400.2	412.4	477.8	652.3	842.6	874.4	2586.4	8024.4	10083.4	10502.7	7750.5
77.5°	331.1	332.9	367.5	474.7	656.8	618.2	1270.5	5567.5	7220.4	7681.5	5490.3
80°	269.8	272.1	288.4	332.9	496.9	457.4	603.2	3201.4	4042.6	4047.6	2610.9
82.5°	214.9	215.3	233.5	243.5	357.0	327.0	345.7	1503.0	1766.5	1699.3	938.4
85°	151.3	148.1	228.0	199.9	233.5	209.9	190.8	595.0	730.4	698.6	293.9
87.5°	50.4	52.2	101.3	129.5	136.3	119.0	84.9	228.0	275.7	273.4	93.1
90°	0.0	0.0	0.0	0.0	0.0	0.0	0.0	0.0	0.0	0.0	0.0



REPORT NUMBER: P386815

CATALOG NUMBER: GWC-SA2C-730-U-T2

**CANDELA DISTRIBUTION (continued):**

	90°	95°	105°	115°	125°	135°	145°	155°	165°	175°	180°
0°	1623.0	1623.0	1623.0	1623.0	1623.0	1623.0	1623.0	1623.0	1623.0	1623.0	1623.0
2.5°	1631.1	1616.6	1595.3	1571.6	1553.0	1533.9	1519.9	1512.6	1504.4	1497.6	1505.8
5°	1648.4	1621.1	1575.7	1531.2	1498.5	1469.4	1448.5	1437.6	1427.6	1420.8	1421.7
7.5°	1676.6	1632.5	1556.2	1491.2	1445.8	1414.5	1393.1	1385.9	1379.5	1377.7	1379.9
10°	1706.5	1641.6	1530.3	1444.0	1392.2	1366.3	1356.8	1361.8	1366.3	1370.4	1375.0
12.5°	1740.6	1649.8	1492.6	1388.6	1344.5	1334.5	1344.1	1365.9	1381.8	1391.3	1397.2
15°	1785.1	1657.0	1449.0	1333.2	1303.6	1315.0	1347.2	1384.9	1412.7	1430.4	1433.1
17.5°	1826.0	1656.6	1393.1	1277.3	1270.5	1303.6	1352.2	1405.4	1442.6	1467.6	1472.6
20°	1868.2	1644.3	1328.2	1222.8	1236.9	1291.4	1354.5	1418.6	1463.5	1492.6	1499.4
22.5°	1907.8	1623.0	1256.9	1173.3	1208.7	1275.0	1345.9	1410.8	1455.8	1479.4	1486.7
25°	1934.6	1585.7	1184.6	1131.5	1183.7	1255.0	1317.7	1370.0	1403.6	1415.4	1417.2
27.5°	1948.2	1537.1	1116.5	1095.1	1157.8	1222.3	1265.5	1291.4	1300.9	1300.0	1298.2
30°	1950.0	1473.1	1057.9	1065.6	1127.9	1174.2	1194.6	1189.6	1177.4	1156.5	1158.3
32.5°	1944.1	1400.8	1008.8	1037.5	1089.7	1115.6	1116.5	1092.4	1059.7	1026.6	1017.5
35°	1945.9	1330.0	965.7	1005.7	1043.4	1054.7	1044.3	1008.8	964.3	921.6	912.5
37.5°	1965.9	1268.2	928.4	968.9	992.0	994.8	979.8	942.5	909.8	868.0	864.4
40°	2013.6	1224.1	893.0	927.5	940.7	942.1	920.7	894.4	897.1	874.8	874.4
42.5°	2099.4	1205.1	861.7	884.4	892.6	895.3	878.9	862.1	885.7	871.2	866.2
45°	2210.3	1209.6	835.3	842.1	857.1	869.8	859.9	839.4	848.5	785.4	764.5
47.5°	2338.4	1238.7	814.4	805.8	831.7	855.8	840.3	809.4	777.2	714.5	702.7
50°	2488.3	1283.7	795.4	769.9	804.0	836.7	821.2	777.2	728.6	698.1	694.1
52.5°	2644.5	1338.6	776.3	730.4	769.0	822.2	814.4	769.9	710.0	680.0	674.5
55°	2821.7	1394.0	752.2	684.5	731.3	815.3	811.3	743.6	695.9	679.1	675.0
57.5°	3042.0	1457.2	720.4	636.8	695.9	790.8	778.1	727.7	681.3	668.6	667.3
60°	3329.0	1550.3	674.5	586.0	652.7	753.1	750.4	704.5	658.2	649.1	647.3
62.5°	3759.7	1704.3	611.4	535.1	604.6	689.1	714.0	673.2	633.6	633.2	634.1
65°	4427.4	1935.9	542.8	490.6	556.0	635.0	671.8	640.9	608.7	617.8	619.1
67.5°	5201.4	2128.1	475.6	447.0	506.5	583.7	633.6	608.7	575.5	599.1	599.6
70°	5458.9	1956.4	416.5	403.8	455.1	534.2	592.3	573.2	539.6	563.2	561.0
72°	5080.1	1579.4	378.4	371.1	416.5	493.3	555.5	540.1	506.9	522.8	516.9
72.5°	4960.6	1505.8	368.8	362.9	406.1	482.8	546.0	531.9	498.7	512.4	506.9
75°	4425.1	1307.7	317.1	318.4	354.3	432.0	492.4	487.8	453.8	455.1	453.3
77.5°	3209.6	958.9	267.1	276.2	301.6	379.7	438.3	435.6	398.4	391.5	390.2
80°	1489.4	489.2	217.6	221.7	248.0	317.5	373.8	370.2	340.2	331.6	326.6
82.5°	510.1	232.6	163.5	166.2	192.1	255.7	324.3	322.0	297.1	280.3	269.8
85°	182.1	115.8	114.5	111.7	137.2	201.2	282.5	270.3	233.5	199.0	198.0
87.5°	59.0	49.5	59.0	58.6	79.9	136.3	205.3	174.9	169.4	140.8	138.1
90°	0.0	0.0	0.0	0.0	0.0	0.0	0.0	0.0	0.0	0.0	0.0



Signify Classified - Internal  
Cooper Lighting Solutions Photometric Lab  
1121 Highway 74 South  
Peachtree City, GA 30269

Scaled Data Report



Report Generated By 670245982

Signify Classified - Internal  
Cooper Lighting Solutions Photometric Lab  
1121 Highway 74 South  
Peachtree City, GA 30269

Scaled Data Report



Signify Classified - Internal  
Cooper Lighting Solutions Photometric Lab  
1121 Highway 74 South  
Peachtree City, GA 30269

Scaled Data Report



Signify Classified - Internal  
Cooper Lighting Solutions Photometric Lab  
1121 Highway 74 South  
Peachtree City, GA 30269

Scaled Data Report



Signify Classified - Internal  
Cooper Lighting Solutions Photometric Lab  
1121 Highway 74 South  
Peachtree City, GA 30269

Scaled Data Report



--- HS    — SS

Signify Classified - Internal  
Cooper Lighting Solutions Photometric Lab  
1121 Highway 74 South  
Peachtree City, GA 30269

Scaled Data Report



u

Signify Classified - Internal  
Cooper Lighting Solutions Photometric Lab  
1121 Highway 74 South  
Peachtree City, GA 30269

Scaled Data Report



Signify Classified - Internal  
Cooper Lighting Solutions Photometric Lab  
1121 Highway 74 South  
Peachtree City, GA 30269

Scaled Data Report



(END OF REPORT)